



# QRO

MONTHLY NEWSLETTER OF THE PALOS VERDES AMATEUR RADIO CLUB

OCTOBER 2016

## “The Battleship Iowa”

**Doug Dowds, W6HB**

PVARC Monthly Meeting,  
Wednesday, Oct. 19, 2016,  
7:30 pm at Fred Hesse  
Community Park,  
29301 Hawthorne Blvd.,  
Rancho Palos Verdes,  
Visitors Welcome.

Optional no-host pre-meeting  
dinner from 5:30-7:00 pm in the  
Red Onion Restaurant, 706  
Silver Spur Road, Rolling Hills  
Estates. (No reservation  
required, order what you wish  
from the full menu.)

## Now hear this: Radio communications from on board the USS Iowa in San Pedro

The PVARC’s October 19 monthly meeting will have Doug Dowds, W6HB, discussing the Battleship Iowa’s extensive history and radio communication capability.

Doug is Founder and President of the Battleship Iowa Amateur Radio Association (now an ARRL-chartered radio club). He also currently serves as President of the Southern California DX Club and as President of the United Radio Amateur Club (K6AA) in San Pedro.

Be sure to attend this interesting presentation where Doug describes the Iowa’s original communication systems as well as BIARA’s amateur radio station now on-board

See you on Wednesday, October 19 at 7:30 pm and/or pre-meeting dinner at the Red Onion Restaurant. ■

## The USS Iowa served at war and is now anchored in peace...learn more at this month's PVARC meeting



**Top photo:** The Norwegian Cruise Lines ship Norwegian Sun passes the USS Iowa en-route to San Pedro's cruise terminal.

**Bottom photo:** "The Big Stick", as the Iowa was sometimes called, is shown anchored along San Pedro's waterfront as a museum ship. This seldom-seen view of the stern is from the Vincent Thomas Bridge.

PHOTOS:  
DIANA FEINBERG,  
A16DF

## Passing the torch: Keeping amateur radio's spirit alive

By Diana Feinberg, AI6DF  
PVARC President and  
QRO Editor

There's no denying that a generational transition is underway in amateur radio.

Earlier this month I visited the ARRL's W1AW HF station in Connecticut and operated 20-meter SSB for about 15 minutes. After taking off the headphones I wondered how many other hams had operated in that room before me—and how many will sit in that chair during the decades to come.

To encourage newer generations of amateurs keeping amateur radio's spirit alive our hobby is fortunate to have generous hams (and families) who passed radio equipment to their club or others.

In that spirit, this month's PVARC meeting on October 19 has some components and items available for a modest donation to the PVARC. Bob Sylvest, AB6SY, will bring additional items from the QTH of Knut, N6BNP (SK). Also, we'll have a short auction for a Bencher BY-1 key which Dan Colburn, W6DC, generously gave our club for disposition when his home station was recently disconnected.

Proceeds from these equipment dispositions go to the PVARC's fund to acquire a 2<sup>nd</sup> multi-band hexbeam antenna for use at Field Day and Catalina Island DXpeditions—and hope this enables more of our members to fully experience amateur radio. ■



**Above:** Your QRO Editor finishes operating 20-meter SSB at the ARRL's W1AW on October 8, 2016, during a rainstorm—and immediately ponders some thoughts.



From Dan, W6DC:  
Bencher BY-1 iambic key, works fine, in very good condition but has some adhesive label residual on one side. This model sells new for \$160 today.  
PHOTO: DIANA FEINBERG, AI6DF



## If you still haven't contacted our U.S. Senators to support H.R. 1301, the Amateur Radio Parity Act...

**We have an opportunity to positively affect Amateur Radio for years to come.** H.R. 1301, the Amateur Radio Parity Act, has unanimously passed the House of Representatives and moved on to the Senate for consideration.

All you need to do is spend two minutes of your time to send an email to your two Senators supporting the Bill. By doing so, you will have helped the future of Amateur Radio by guaranteeing our ability to have an effective outdoor antenna in a deed-restricted community.

The number of people living in such communities grows exponentially each year. Often, a ham homeowner has no choice but to live in a community restricted by covenants. There are nearly 3/4 of a million licensed hams in the United States, more than ever before. But that may change if we are forced to live in a community that refuses to allow an antenna.

Help yourself and help your fellow hams. Go to this link:

<https://arrrl.rallycongress.net/ctas/urge-senate-to-support-amateur-radio-parity-act>

Enter your zip code and follow the prompts. The letters are there. All you need to do is fill in the blanks, hit save, then send.

That's it. Under 2 minutes and you're done.

If you haven't yet done so, please do so today. Your voice counts! ■

### “...But my home has no CC&Rs”

No CC&R's where you live? Congratulations. But please still contact your two U.S. Senators to support H.R. 1301 in the Senate so this legislation can pass during the remainder of this year.


It is becoming difficult to purchase new homes that have no CC&Rs, as the lenders to builders often require CC&Rs to preserve home values. Reportedly 90% of new homes built in the U.S. each year have some type of Covenants, Conditions, and Restrictions. Congratulations if you live without CC&Rs, but help the future of amateur radio and lend your support for H.R. 1301. ■

## Installing a digital Voltage/Current Meter on a DC Power Supply

By Jerry Kendrick, NG6R

Do you have a 12-volt DC power supply (PS) without meters and sometimes wish that you could know how much voltage is being delivered and how much current is being drawn by the load? This article describes how easily and cheaply a digital readout meter can be installed that will enable both output voltage and load current to be monitored. The combined volts/amperes digital LED display was purchased from eBay for less than \$7, including shipping and including the current shunt resistor that is essential for this installation.

The power supply used in this example is the Astron RS-20A, a very common 20 amp supply for ham radio applications. The very similar Astron RS-20M comes with built-in voltage and current meters. But at ham swap meets, it generally sells for a premium relative to its poorer cousin. Using the procedure in this article, the voltage/current monitoring feature can be appended to meter-less supplies at a fraction of the cost of their metered counterparts.



**Figure 1:**  
Negative PS  
terminal showing  
original  
connections

PHOTOS: JERRY KENDRICK, NG6R

The general operation of the readout display is as follows: Voltage is read directly across the PS output terminals; Current is read as a voltage measured across a low-resistance “shunt” that is placed in series with the negative voltage output terminal.

Based on Ohm’s Law, we know that for a resistor, voltage is proportional to current. The shunt is a very low resistance metal bar across which a sensitive voltage readout is taken that has been calibrated to indicate the amount of current flowing through the bar. In this manner, current—even tens of amperes—can be measured without destroying the sensitive meter and without noticeably reducing the power supply’s output voltage.

There are many of these readout devices made by different suppliers and they all seem to rely on measuring current on the return line (black, or negative voltage terminal), not the +V line (red, or positive voltage terminal). So, key to rewiring the power supply is to remove all the wires that are attached to the negative voltage output terminal and connect them together on a common “floating” terminal. Note in Figure 1 that there are five wires in two solder lugs attached to this negative voltage terminal bolt on the rear of the PS.

This terminal bolt is removed from the PS; hardware removal order is shown in Figure 2. Care must be taken to note orientation and properly reinstall the two non-metallic wafer washers (closest to the bolt, one on either side of the chassis) that have the raised inner edge, as the bolt is isolated from chassis ground on this particular power supply.

*Continued on next page* ▶




**Figure 2:** Order of hardware removal from negative voltage terminal

## Installing a digital Voltage/Current Meter on a DC Power Supply

### ► *Continued from previous page*

The five wires removed from the terminal bolt are reconnected to a “floating” solder lug using wire extensions and heat shrink tubing as necessary to make sure that the wires are protected from touching other components in their new location. Figure 3 shows these 5 wires soldered to the new lug (prior to encapsulating it with heat shrink tubing) as well as the black conductor coming off the bottom of that lug that goes to one end of the current shunt shown in Figure 4.

The shunt’s other end goes directly to the re-installed negative voltage terminal. I.E., there is now only one wire attached to the output negative voltage terminal of the PS, the one from the shunt. We’ve simply put the shunt resistor in series with the same five wires originally connected to that output terminal. *Continued on next page* ►




**Figure 3.** Wires relocated from the PS negative voltage terminal

ank

**Figure 4.** Current shunt resistor placed out of the way; note from the inscription that 75 millivolts across the shunt corresponds to a current flowing through the shunt of 50 amperes. Note that the two outer (black) wires carry the large load current while the two inner wires (one black and one yellow) go to the readout display, as described below.

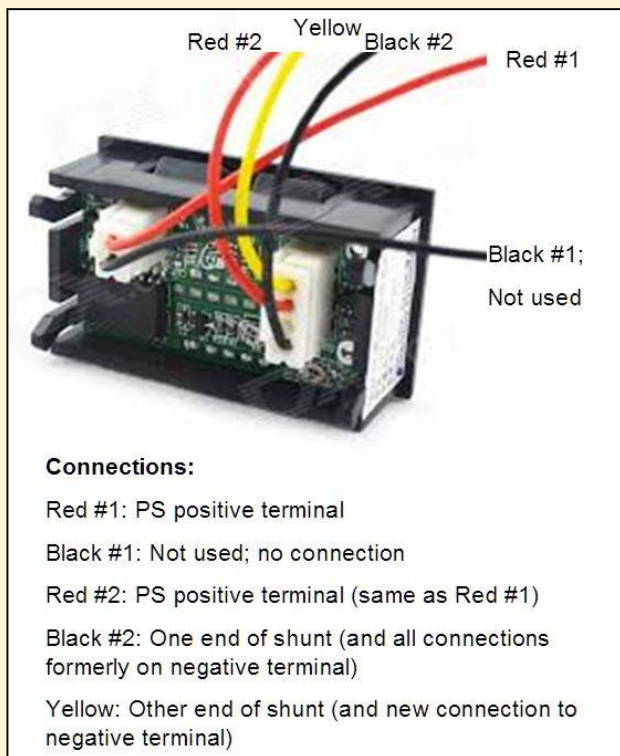
**PHOTOS:** JERRY KENDRICK, NG6R



## Installing a digital Voltage/Current Meter on a DC Power Supply

► *Continued from previous page*

Now to wire up the readout display itself. Figure 5 below shows the wiring plan.



**Figure 5.** Voltage display uses Red #1 and Black #2 (hence, Black #1 is not needed). Current display uses Yellow and Black #2 placed across the shunt, as illustrated in Figure 4.

Finally a convenient spot on the front panel is chosen and a cutout is made in the panel to flush mount the readout display.

Shown below in Figure 6 are before and after photos of the RS-20A power supply.

The addition of the combined voltage/current readout display now provides useful information for operation and troubleshooting of DC-powered devices. ■

*Editor's Note: Thank you to PVARC member Jerry, NG6R, for another interesting article on inexpensively modifying existing amateur radio equipment.*



**Figure 6.** Astron RS-20A DC power supply before and after installation of digital voltage/current readout display; change in shading and clarity due to different lighting conditions.



## PVARC radio operators supported “Ride With The Tide” bike tour on Sept. 24

The PVARC’s radio communication team for the 2016 “Ride With The Tide” Charity Bike Tour performed well across a 62-mile route through nine cities on September 24. Afterward we received a great thank you from the South Bay Sunrise Rotary Club, the tour’s organizer, following our After-Action Report.

The PVARC had operators at the Tour’s key locations, including aboard two roving trucks and at the Start/Finish area.

Comprising our PVARC radio team were:

- Ron Wagner, AC6RW: El Segundo (Dockweiler State Beach)
- Eric Jostock, N6HEG: Playa del Rey (mouth of Ballona Creek)
- Matt Cruse, N6MDC: El Segundo (The Bay Club, Park Place & Douglas St.)
- Chris Storey, KA6WNK: Torrance (Anza & Torrance Blvd.)
- Bob Millard, KE6JI: Torrance (Zamperini Field Airport)
- Herb Clarkson, KM6DD: San Pedro (dockside at Battleship Iowa)
- Steve Collins, KI6TEQ: Roving truck, North half of course
- Walt Ordway, K1DFO: Roving truck, South half of course
- Hugo Dominguez, KM6DQU: Start/Finish net control
- Diana Feinberg, AI6DF: Start/Finish net control

Thank you to all for operating at this event. ■

◆ PVARC’s financial report is available upon request to any member.

## Palos Verdes Amateur Radio Club

*An American Radio Relay League Affiliated-Club*

### Board of Directors:

President	Diana Feinberg, AI6DF
Vice President	Laura Behenna, KK6BFI
Treasurer	Bob Sylvest, AB6SY
Secretary	Ron Wagner, AC6RW
Directors	Clay Davis, AB9A, Ray Day, N6HE

### Appointed Offices:

QRO Editor	Diana Feinberg, AI6DF
Webmaster	John Freeman, WW6WW
Club Librarian	Bryant Winchell, W2RGG
K6PV QSL Manager	Jeff Wolf, K6JW
K6PV Repeater Trustee	Mel Hughes, K6SY
LAACARC Delegate	Jeff Wolf, K6JW
VE Coordinator	Dave Scholler, KG6BPH
VE ARRL Liaison	Jerry Shaw, KI6RRD
Net Control Operators	Malin Dollinger, KO6MD, Dale Hanks, N6NNW, Bob Sylvest, AB6SY, Ron Wagner, AC6RW, Dan Yang, K6DPY

### Contacts:

QRO Editor: 310-544-2917, [ai6df@arrl.net](mailto:ai6df@arrl.net)  
Webmaster: 310-541-6971, [jrfree@cox.net](mailto:jrfree@cox.net)

Email us: [k6pv@arrl.net](mailto:k6pv@arrl.net)

Website: [www.k6pv.org](http://www.k6pv.org)

### Mailing Address:

Palos Verdes Amateur Radio Club  
PO Box 2316  
Palos Verdes Peninsula, CA 90274-8316

### Monthly Meetings:

Third Wednesday (except August and December) at 7:30 pm at Fred Hesse Park, 29301 Hawthorne Blvd., Rancho Palos Verdes, CA. Visitors always welcome.

### Repeaters (Open, though often listed as “Closed”):

Club: K6PV, 447.120 MHz (-), PL 100.0, CTCSS  
“PV-West”: K6IUM, 449.980 MHz (-), PL 173.8, CTCSS

### To order a Club badge:

Karen Freeman, KG6BNN, 310-541-6971

### To order a Club jacket or patch:

Dave Scholler, KG6BPH, 310-373-8166

**QRO** is published monthly by the Palos Verdes Amateur Radio Club, ©2016 all rights reserved. For permission to reprint please contact PVARC at: [k6pv@arrl.net](mailto:k6pv@arrl.net)

Front page photo — *The Pt. Vicente Lighthouse just before sunset on a cloudy October evening.*

PHOTO: DIANA FEINBERG, AI6DF



## All PVARC members be advised when operating mobile...

### ARRL Gauging Impact of Revised California Distracted Driving Law

From the ARRL Website, 10/04/2016

California has upped its game in cracking down on distracted driving, and radio amateurs there are concerned that a recent revision to the state's Motor Vehicle Code could affect Amateur Radio mobile operation. The old law, which included an Amateur Radio exemption, already prohibited motorists from using electronic wireless communication devices to write, send, or read a text-based communication while in motion, unless the device was configured for voice-operated and hands-free operation. The revised law does not exempt Amateur Radio.

Assembly Bill 1785, signed into law on September 26 by Governor Jerry Brown, prohibits a motorist from driving "while holding and operating" a hand-held wireless telephone or a wireless electronic communication device, as defined by the code. But it authorizes a driver to operate such devices mounted on a vehicle's windshield like a GPS or on the dashboard or center console "in a manner that does not hinder the driver's view of the road," if the driver can activate or deactivate a feature or function "with the motion of a single swipe or tap of the finger."

The language defining devices covered by the law does not accurately specify what activity is prohibited, leaving its application subject to misinterpretation by individual law enforcement officers, but it does not specifically proscribe use of mobile Amateur Radio equipment for voice communication. The list of covered devices includes, but is not limited to, "a broadband personal communication device, a specialized mobile radio device, a handheld device or laptop computer with mobile data access, a pager, or a two-way messaging device." A first offense would incur a \$20 base fine and \$50 for subsequent offenses.

Initial wording of the legislation was not considered to be a threat to Amateur Radio operation, but the measure's language changed substantially as it worked its way through the California General Assembly.

ARRL General Counsel Chris Imlay, W3KD, said there are two principal ways to protect Amateur Radio in this type of legislation. "One is by sufficiently narrowly defining prohibited activity so as to exclude Amateur Radio," he said. "The other is to create specific exemptions where the definitions are confusing. This new statute is an example of bad legislative draftsmanship. It creates a motor vehicle law with citations issued for certain activity that includes the words 'but is not limited to' in the language defining the violation."

In addition to scrutinizing the language of the revision, ARRL will be consulting with Field Organization officials in California to determine its next steps. ■

## You can work fast CW DXpeditions without being a super-fast Morse coder

By Carlos Lemmi, WB6MCW

It all started at one of the PVARC HF Enthusiasts Meetings.

While I was discussing improving my CW speed and taking CW Academy lessons, Jerry, NG6R, asked me if I was interested in DX. He then mentioned his "sneaky" technique to work rare DX stations with high speed CW even if your speed is 8 or 12 WPM. Actually, he published a **QRO** article in the April 2014 issue and gave me a copy.

Basically, you can find a fast DX expedition station by checking the DX Watch or My DX Summit spotters, or use a recorder that plays back at lower speed than their fast CW calls. Then set two of the memories in your CW keyer, one with **your call letters** and another with "R 5nn TU".

**The tricky part is to be able to recognize your own call letters at 35 WPM or so.** Fabian QRQ (just Google it) is a free simple program that helps do that.

Listen to the DX station and see if their responses occur 1-5 K up or so (often they will be operating "split" by listening on one frequency and transmitting on another). When you see a clear spot press your memory keyer and send your call letters. Now, for the tricky part again, you have to see if the DX station responds with your call letters among many others. If you hear your call letters, wait for the proper time and press the second memory to send "R 5NN TU". The DX station will respond with "TU". That's all there's to it.

It took a few failed trials but in a couple of days, and with Jerry's emails helping, I got E6AC on 15 m. - E6AC was transmitting from Niue Island in the Pacific Ocean.

We hope this is proof that it can be done and hopefully will get more would-be CW DXers within our club hooked and motivated to give it a try. ■



## PVARC Short News Items

# The PVARC's upcoming meeting topics...and beyond

As our 2016 program year winds down we are already planning for 2017.

Our **Wednesday, November 16, 2016** meeting features PVARC Board members Clay Davis AB9A and Bob Sylvest AB6SY, giving a new presentation on "Solar Energy for Amateur Radio." You will learn there's much more to solar power than you probably thought. This presentation had its impetus from work done for the Palos Verdes Estates NART disaster amateur radio group.

Our annual Holiday Dinner is **Thursday, December 8, 2016**, at the Los Verdes Golf Course in Rancho Palos Verdes (please note the change to a Thursday evening) with a non-technical speaker to be announced. More information about the Holiday Dinner appears elsewhere in this **QRO** issue.

Your **QRO** Editor Diana, AI6DF, is presenting "Recent and Upcoming Developments in the 220 MHz Amateur Band" at the San Fernando Valley Amateur Radio Club meeting on October 21 and at the Associated Radio Amateurs of Long Beach monthly meeting on November 4. This presentation is tentatively scheduled for a PVARC meeting next year as well. ■

## Can you serve as PVARC Webmaster?

Our long-serving Webmaster John Freeman, WW6WW, recently announced his intention to turn the Webmaster role to another PVARC member. John has done an excellent job maintaining our website over the years, including transitioning it last Fall to another web-hosting service, and he is glad to work with anyone succeeding him. Thanks, John—we've really appreciated all your work.

How about you? The PVARC does need a member to maintain our website, which doesn't have the complex requirements of other sites (i.e., we have no e-commerce needs, no blogs or chat rooms due to insurance issues, etc.) We do post news items about the PVARC, updated club rosters, project, and monthly **QRO** newsletter issues. Please advise Diana, AI6DF, at [ai6df@arrl.net](mailto:ai6df@arrl.net) if you are interested in serving as PVARC Webmaster. If you have any questions about what's involved with our website feel free to contact John Freeman, WW6WW, at [jrfree@cox.net](mailto:jrfree@cox.net). ■



## Need a PVARC patch?

If you want a PVARC logo patch for a hat, shirt, jacket, soft-side bag or whatever we have a new batch with higher-resolution stitching.

New patches are available for \$4 each at all our meetings or by contacting Dave Scholler, KG6BPH, at 310-373-8166 (or email him at: [jdavidscholler@hotmail.com](mailto:jdavidscholler@hotmail.com).) If you order a PVARC club jacket one patch is sewn onto the jacket's left front and included in the cost. These jackets may also be ordered through Dave Scholler. ■

## PVARC News Items

## PVARC's HF Enthusiasts discuss more topics

The PVARC's HF Enthusiasts Group held its sixth meeting on Saturday, October 8, with six club members attending. The next HF Enthusiasts Group meeting will be Saturday, Nov. 12, at the home of Ray Day, N6HE.

Among topics covered on Oct. 8 were:

- Jerry NG6R, discussed his Astron power supply modification to provide digital readouts of voltage and current (see his article in this **QRO** issue.)
- Clay, AB9A, showed his external tuning pod for his Icom IC-7300 transceiver and some Arduino projects.
- Other topics discussed were tricks for learning CW, using a modified HF triplexer to simultaneously operate multiple bands with one hexbeam antenna; getting a data sheet for keeping track of DX entities needed when six DXpeditions are on; and getting chance to buy some of Jeff K6JW's well-maintained CW paddles. ■

## Helpful guidelines when submitting QRO articles

Our **QRO** newsletter welcomes articles about technical subjects and PVARC members' amateur radio activities of interest to fellow club members.

To facilitate layout and editing using the software that produces **QRO** please send your article as two separate files: 1) all the text as a straight Microsoft Word file and 2) any photos, illustrations, or diagrams in a second file or as separate JPEG files. If possible please keep the text portion to not exceed 800 words. Thanks! ■

## WELCOME NEW MEMBERS OF THE PALOS VERDES AMATEUR RADIO CLUB

IN 2015-2016

ANTHONY BURNS, KK6SPH

KATHY HAYNES, KK6SPG

ROBERT MILLARD, KE6JI

DAISY MILLARD, (XYL) KE6JI

J. BRANDLIN, KK6TXM

THOMAS BACALJA, KK6ULM

GREG LUND, AI6IV

CANDACE KAWAHARA, KK6ULN

TIM MEADOWS, KK6ULL

JOHN CASHEN, W5UG

(RETURNING MEMBER)

INGO WERK, KK6EWB

TOM BUDAR, K6RPV

JONATHAN GREEN, KK6VWK

SAEHUI HWANG, KM6BCO

MARK CHILDIR, KM6BCL

DALE GEHR, KM6BCI

ROMYLEEN MITRA, KM6BCJ

NICHOLAS KOWALCZYK, KM6BCN

ANNETTE SOLOMON, KM6DRA

BRUCE GILBERT, KM6DQX

CARL HINDMAN, KM6DRB

HUGO DOMINGUEZ, JR., KM6DQU,

JARED BOCKOFF, KM6DQV

STEVE WRAY, KM6DQW

THEODORE LEY, KM6DRC

JOE BARGER, N6KK

DENISE ANN HUGHES-MURPHY, K6DAH


## Nov. 19th Lexus Lace-Up Palos Verdes Half-Marathon needs PVARC operators

The Palos Verdes Half Marathon on Saturday, November 19, is the PVARC's final public service event in 2016. Now part of the Lexus Lace-Up series of Half-Marathons, this event benefits charities of the Rolling Hills Estates Kiwanis Club.

This is usually our largest event in terms of staffing and PVARC radio operators are needed along the entire route at Water Stations, Start/Finish, and Net Control. Please advise Diana, AI6DF, if you can operate.

Our need for operators this year is especially critical with two other activities on November 19 affecting some PVARC members who historically operate at the Palos Verdes Half Marathon. First, our club has a Volunteer Examiner test session at Hesse Park on November 19 starting at 10:00 am. Secondly, L.A. County Disaster Communications Service moved its quarterly training day at the County EOC to November 19.

Bottom line: We really need you on November 19 at the Palos Verdes Half Marathon. ■



## PVARC Holiday Dinner is approaching, December 8

This year's PVARC Holiday Dinner is on a new night at a new place. We'll be at the Los Verdes Golf Course in Rancho Palos Verdes on Thursday, December 8. Meet and greet starts at 6:30 pm and the dinner at 7:00 pm. A guest speaker and our prize-drawing for an array of amateur radio-related door prizes will follow the dinner.

A menu and reservation form appear on page 15 in this **QRO** issue. We hope our members appreciate the new location and we expect to have a great evening there. ■

# Palos Verdes Amateur Radio Club

## 2016 Calendar

### 2016 Major Contest Dates

■ ARRL    ■ CQ Magazine and Other

- Jan. 29-31: CQ Worldwide 160-Meter (CW)
- Jan. 31-Feb 2: ARRL January VHF Sweepstakes
- Feb. 12-14: CQ Worldwide RTTY WPX
- Feb. 19-21: ARRL DX (CW)
- Feb. 27: North American RTTY QSO Party
- Feb. 26-28: CQ Worldwide 160-Meter (SSB)
- Mar. 4-6: ARRL DX (SSB)
- Mar. 25-27: CQ Worldwide SSB WPX
- May 27-29: CQ Worldwide CW WPX
- Jun. 11-12: ARRL June VHF Contest
- Jun. 22-26: ARRL Field Day
- July 9-10: IARU World Championships
- July 16-17: CQ Worldwide VHF
- July 16: North American RTTY QSO Party
- Aug. 6-7: ARRL UHF Contest
- Sept. 10-11: ARRL September VHF Contest
- Sept. 23-25: CQ Worldwide RTTY DX
- Oct. 1-2: California QSO Party
- Oct. 28-30: CQ Worldwide SSB DX
- Nov. 5-6: ARRL Sweepstakes (CW)
- Nov. 19-20: ARRL Sweepstakes (SSB)
- Nov. 25-27: CQ Worldwide CW DX
- Dec. 9-11: ARRL 10-Meter Contest

January						
S	M	T	W	T	F	S
					1	2
3	4	5	6	7	8	9
10	11	12	13	14	15	16
17	18	19	20	21	22	23
24	25	26	27	28	29	30
31						

February						
S	M	T	W	T	F	S
		1	2	3	4	5
6	7	8	9	10	11	12
13	14	15	16	17	18	19
20	21	22	23	24	25	26
27	28	29				
30	31					

March						
S	M	T	W	T	F	S
			1	2	3	4
5	6	7	8	9	10	11
12	13	14	15	16	17	18
19	20	21	22	23	24	25
26	27	28	29	30	31	

April						
S	M	T	W	T	F	S
					1	2
3	4	5	6	7	8	9
10	11	12	13	14	15	16
17	18	19	20	21	22	23
24	25	26	27	28	29	30

May						
S	M	T	W	T	F	S
		1	2	3	4	5
6	7	8	9	10	11	12
13	14	15	16	17	18	19
20	21	22	23	24	25	26
27	28	29	30	31		

June						
S	M	T	W	T	F	S
				1	2	3
4	5	6	7	8	9	10
11	12	13	14	15	16	17
18	19	20	21	22	23	24
25	26	27	28	29	30	

July						
S	M	T	W	T	F	S
					1	2
3	4	5	6	7	8	9
10	11	12	13	14	15	16
17	18	19	20	21	22	23
24	25	26	27	28	29	30
31						

August						
S	M	T	W	T	F	S
		1	2	3	4	5
6	7	8	9	10	11	12
13	14	15	16	17	18	19
20	21	22	23	24	25	26
27	28	29	30	31		

September						
S	M	T	W	T	F	S
					1	2
3	4	5	6	7	8	9
10	11	12	13	14	15	16
17	18	19	20	21	22	23
24	25	26	27	28	29	30

October						
S	M	T	W	T	F	S
						1
2	3	4	5	6	7	8
9	10	11	12	13	14	15
16	17	18	19	20	21	22
23	24	25	26	27	28	29
30	31					

November						
S	M	T	W	T	F	S
			1	2	3	4
5	6	7	8	9	10	11
12	13	14	15	16	17	18
19	20	21	22	23	24	25
26	27	28	29	30		

December						
S	M	T	W	T	F	S
					1	2
3	4	5	6	7	8	9
10	11	12	13	14	15	16
17	18	19	20	21	22	23
24	25	26	27	28	29	30
31						

### PVARC Meetings & Meals

Meetings 7:30 pm **3rd Wednesdays** except August and December at Fred Hesse Park, 29301 Hawthorne Blvd., Rancho Palos Verdes. Guests welcome.

A no-host dinner at 5:30 pm before club meetings is held at the Red Onion Restaurant, 736 Silver Spur Road, Rolling Hills Estates.

**2nd Saturday each month:** PVARC "HF Enthusiasts Group", 9:00 am in the Ralph's Supermarket café area (Hawthorne Blvd. at Crest Road).

**3rd Sunday in August:** Annual family picnic at Pt. Vicente Lighthouse. (Cancelled)

**December 8:** Holiday dinner, Los Verdes Golf Course, Rancho Palos Verdes.

### PVARC Public Service Events

- Apr. 24:** Ridgecrest Int. School 5K
- Aug. 13:** Rolling Hills Estates "Hills Are Alive" 5K/10K
- Sept. 5:** "Conquer the Bridge" Race
- Sept. 24:** RAT Beach Bike Tour
- Nov. 12:** P.V. Half-Marathon/10K

### Major Ham Radio Conventions

- Feb. 19-20:** ARRL SW Div. & Yuma Hamfest, Yuma, AZ
- March 12:** Palm Springs Hamfest
- Apr. 15-17:** International DX Convention, Visalia, CA
- Apr. 29-May 1:** ARRL Nevada Convention, Las Vegas, NV
- May 20-22:** Dayton HamVention
- Oct. 14-16:** Pacificon, Santa Clara, CA


### PVARC HF Operating Events

- April 27- May 1:** Islands On The Air DXpedition, Catalina Island;
- June 25-26:** ARRL Field Day;
- Aug. 19-21:** Intl. Lighthouse Weekend, Pt. Vicente Lighthouse (cancelled)

### PVARC Ham License Classes

Fred Hesse Park (Fireside Room), 29301 Hawthorne Blvd., Rancho P.V.

**Feb. 20 & 27; June 4 & 11; Aug. 27 & Sept. 10; additional dates to be announced.**



Please join us for the  
**Palos Verdes Amateur Radio Club's  
 2016 Holiday Dinner**

Los Verdes Golf Course  
 7000 Los Verdes Drive  
 Rancho Palos Verdes, CA

Thursday, December 8, 2016  
 Meet and Greet beginning at 6:30 PM  
 Dinner at 7:00 PM  
 followed by program and prize raffle

Dinner Buffet:

Garden Salad  
 Spinach Salad w/ Feta & Pine nuts  
 Seasonal Fresh Fruit  
 Charbroiled Salmon  
 Tri Tip w/Mushroom Merlot Sauce  
 Red Roasted Potatoes  
 Seasonal Vegetables  
 Warm Rolls and Butter  
 Cookie, Brownie, assorted Cakes  
 and Cheesecake  
 Coffee, Decaf,  
 Lemonade or Iced Tea



**PALOS VERDES AMATEUR RADIO  
 CLUB  
 2016 HOLIDAY DINNER**

Los Verdes Golf Course  
 Thursday, December 8, 2016

Price per person: \$44.00

Number of people attending: \_\_\_\_\_

I would also like to donate:

\$5 \_\_\_\_\_ \$10 \_\_\_\_\_ \$15 \_\_\_\_\_ Other \$ \_\_\_\_\_

Total amount enclosed: \$ \_\_\_\_\_

Please make check payable to the  
 Palos Verdes Amateur Radio Club  
 (All donations are applied toward club ex-  
 penses for the evening.)

Name: \_\_\_\_\_

Call Sign: \_\_\_\_\_

Please pay at our monthly meeting  
 or by mailing to: PVARC, PO Box 2316,  
 Palos Verdes Peninsula, CA 90274



Palos Verdes Amateur Radio Club  
 P.O. Box 2316  
 Palos Verdes Peninsula, CA 90274  
[www.n6rpv.net/pvarc](http://www.n6rpv.net/pvarc) or  
[www.k6pv.org](http://www.k6pv.org)

**NEW MEMBER &  
 MEMBERSHIP RENEWAL FORM**

**NEW:** \_\_\_\_\_ **or RENEWAL:** \_\_\_\_\_ **MEMBERSHIP** **DATE:** \_\_\_\_\_

Last Name: \_\_\_\_\_ First Name: \_\_\_\_\_ Spouse: \_\_\_\_\_

Street Address: \_\_\_\_\_

City: \_\_\_\_\_ Zip: \_\_\_\_\_

Phone: Home \_\_\_\_\_ Work \_\_\_\_\_ Cell \_\_\_\_\_

Email address: \_\_\_\_\_

*(Unless otherwise noted emails will be sent to the applying member only)*

License Call: \_\_\_\_\_ License Class: \_\_\_\_\_ ARRL Member? \_\_\_\_\_ Birth Mo./Day: \_\_\_\_\_

Other amateur radio groups you belong to: \_\_\_\_\_

**Additional Household and/or Family Members (if Applicable):**

Name \_\_\_\_\_ Call \_\_\_\_\_ Class \_\_\_\_\_ ARRL \_\_\_\_\_ Birth Mo./Day: \_\_\_\_\_

Name \_\_\_\_\_ Call \_\_\_\_\_ Class \_\_\_\_\_ ARRL \_\_\_\_\_ Birth Mo./Day: \_\_\_\_\_

Name \_\_\_\_\_ Call \_\_\_\_\_ Class \_\_\_\_\_ ARRL \_\_\_\_\_ Birth Mo./Day: \_\_\_\_\_

Individual membership (\$15.00) \$ \_\_\_\_\_

Household and/or Family membership (\$17.00) \$ \_\_\_\_\_

Additional donation to support PVARC activities \$ \_\_\_\_\_

Cash: \_\_\_\_\_ or Check #: \_\_\_\_\_ Date \_\_\_\_\_ TOTAL \$ \_\_\_\_\_

Please make checks payable to: Palos Verdes Amateur Radio Club; Dues based on January 1<sup>st</sup> to December 31<sup>st</sup> year.

**All New and Renewal Member applications must be signed below.**

I am applying for a new or renewal membership in the Palos Verdes Amateur Radio Club and understand that by accepting membership I agree to abide by the Club's constitution and by-laws (available on-line at: <http://www.n6rpv.net/pvarc/constitution.htm> or upon request.)

Signature: \_\_\_\_\_ Date: \_\_\_\_\_

Family Member Signature: \_\_\_\_\_ Date: \_\_\_\_\_

Family Member Signature: \_\_\_\_\_ Date: \_\_\_\_\_



# Tell your friends and relatives about the PVARC's upcoming Technician and General license classes



Whether for emergency communication, communicating around the world, or learning a bit about electronics, there's nothing else like amateur radio (also known as "ham radio"). Amateur radio operators have long provided the communication "when all else fails" during disasters. Please tell your friends and relatives that with a short course, they can join the over 710,000 men, women, and children in the United States from all walks of life who are licensed to operate ham radios.

## Two Free Amateur Radio Courses

FCC "Technician" course (entry level)

FCC "General" course (2<sup>nd</sup> level)

Each course is 2 sessions

The next sessions are on 5 November and 12 November, 2016

Technician 9:30 AM to 1:45 PM both Saturdays

General 2:00 PM to 5:00 PM both Saturdays

FCC tests will be 10:00 AM to Noon on Saturday, November 19, 2016.

The Palos Verdes Amateur Radio Club will make a brief presentation at 9:30 AM at the start of the 5 November Technician class on how to get further involved with amateur radio.

The location is Fred Hesse Park, 29301 Hawthorne Blvd., Rancho Palos Verdes.

**Confirm your attendance to Walt, K1DFO at [waltordway@juno.com](mailto:waltordway@juno.com)**

No fee for either course; taking the FCC Test is \$15. Optional Material (sold at cost):

- Gordon West book with all the FCC test questions,

\$22 for the Technician, \$26 for the General;

- Copy of PowerPoint charts: \$20 for the Technician, \$20 for the General.

For courses sponsored by the Palos Verdes Amateur Radio Club, students thru grade 12 who also pass their examination at a PVARC test session will, upon application to the Club, be eligible for reimbursement up to a maximum of \$50 to cover the cost of materials and the examination fee.

Everyone who obtains their first ham radio license through a PVARC test session, regardless of age, will receive a free membership in the Palos Verdes Amateur Radio Club for the remainder of the current calendar year.

For more information contact Walt, K1DFO, at [waltordway@juno.com](mailto:waltordway@juno.com)